

## eTEN – eHealth Programme



### **SPEX**

## **SPreading EXcellence in healthcare**

**(Grant Agreement N° 510866)**

### **Deliverable D8.1**

### **SPEX website**

### **Version 1**

Work Package:	WP 8 – Task 8.2
Version & Date:	v1.0/ 11 <sup>th</sup> October 2004
Deliverable type:	Other
Distribution Status:	Public
Author:	David Menasci
Reviewed by:	John Oates
Approved by:	Marco d'Angelantonio
File name:	SPEX D8.1 v1 DMe website.doc

## **Abstract**

This document describes the structure of the SPEX website.  
It reflects the rationale followed in the implementation of the website and the structure used.  
The SPEX website has the following URL: <http://www.SPEX-project.org>

## **Key Word List**

Website – Project Presentation – SPEX

## Executive Summary

---

This document describes the structure of the SPEX website.

It reflects the rationale followed in the implementation of the website, and the structure used.

The objective of the website is twofold:

- Presentation of the Project to the public.
- Co-ordination of participants' activities by giving them direct access to all documents released or in progress.

The structure of the website reflects its objectives:

- A public area which contains all information related to:
  - information about SPEX (Overall Description, The Project and The Approach);
  - specific information about the partners;
  - the Deliverable section, which contains the final version of all documents;
  - link to the eTen programme official website;
  - link to the partner area.
- A partner area accessible via the homepage but restricted to partners' staff, which contains all documents to be shared among project participants, both in draft and final versions.

The SPEX website has the following URL address:  
[www.SPEX-project.org](http://www.SPEX-project.org)

## Change History

---

### Version History:

0.1	29 <sup>th</sup> June 2004	Initial Version
0.2	8 <sup>th</sup> October 2004	Draft for review
1.0	11 <sup>th</sup> October 2004	First release

### Version Changes

0.1	Initial version
0.2	Section 4 added
1.0	Minor review comments incorporated

### Outstanding Issues

Use of website as portal to the SPEX services to be agreed (and implemented).

## Table of Contents

---

<b>EXECUTIVE SUMMARY</b>	<b>3</b>
<b>CHANGE HISTORY</b>	<b>4</b>
<b>TABLE OF CONTENTS</b>	<b>5</b>
<b>1. INTRODUCTION</b>	<b>6</b>
1.1 Purpose of this Document	6
1.2 Structure of the Document	6
1.3 Glossary	6
<b>2. PROJECT WEBSITE</b>	<b>7</b>
2.1 Website objectives	7
<b>3. WEBSITE STRUCTURE</b>	<b>8</b>
3.1 Homepage	8
3.2 The SPEX Website Section	9
<b>4. USAGE, ACCESS CRITERIA AND MAINTENANCE</b>	<b>11</b>
4.1 Usage	11
4.1.1 Partner area for posting project documents	11
4.1.2 The Portal to the services defined in the different sites	12
4.2 Access criteria	12
4.3 Maintenance	12
<b>APPENDIX A: PROJECT AND PARTNERS' LOGOS</b>	<b>13</b>

## Index of Figures

Figure 1 – SPEX homepage.....	9
Figure 2: The Partner information page .....	10

# 1. Introduction

---

## 1.1 Purpose of this Document

The creation of a website for the SPEX project is one of the activities foreseen in Task 8.2 – Dissemination Activities (see Technical Annex, WP8 – Dissemination). This action implies the design, development, set-up and maintenance of a website of the project and its results.

This deliverable explains in detail the design requirements of the SPEX website in terms of objectives, structure, usage, access criteria and maintenance.

## 1.2 Structure of the Document

Section 2 provides background information about the project, and the need for a project website.

Section 3 describes the website.

Section 4 outlines website usage, access criteria and maintenance.

## 1.3 Glossary

ASP	Application Service Provider
ADSL	Asymmetrical Digital Subscriber Line
eTen	the European Community Programme designed to help the deployment of telecommunication networks based services (e-services) with a trans-European dimension.
EU	European Union
HCP	Healthcare Professional
ICT	Information and Communication Technology
Identifier	Combination of symbols and logos that makes it clear to other people what is the SPEX project
Logo	A small design that is the official sign of a company or organisation
Symbol	A picture or shape that has a particular meaning or represents an idea
SPEX	SPreading EXcellence in healthcare
URL	Uniform Resource Locator
WP	Work Package

## 2. Project Website

---

The objective of the website is twofold:

- Presentation of the project to the public.
- Co-ordination of participants' activities by giving them direct access to all documents released or in progress.

Although other solutions are available, the Consortium believes that a single website will achieve both objectives in a satisfactory way by means of providing both general information dissemination and tools to support partners' work. Moreover, the solution offers the advantage of having a single dedicated URL rather than two, which ensures a clear focus for SPEX.

This section explains in detail the design requirements of the SPEX website in terms of objectives, structure, usage, access criteria and maintenance.

### 2.1 Website objectives

The SPEX website should achieve the following objectives:

- As an information channel for the promotion of the project and its results, it will assist partners in their dissemination activities by providing updated information on project status as well as reference documents and material. It will also aim to attract the interest of authorities, healthcare professionals, private healthcare providers, insurance companies and citizens. It will include topics on project development, official documents (such as deliverables, questionnaires, etc) and so on.
- The website will also provide a set of tools to facilitate project partners' activities and contribution to the different project tasks in which they are involved. This information will be available in a private area of the website.

## 3. Website structure

---

In order to achieve the objectives set out above, the SPEX website has been structured into different main sections, each with a specific focus.

During the lifecycle of the project and after the initial release, the website will be progressively enriched with relevant information concerning the eTen programme validation activities. It will contain a copy of the public project deliverables.

### 3.1 Homepage

The importance of an appropriate homepage design can never be stressed enough. Most users will decide whether they stay and navigate the site or leave it depending on their crucial first impression. Consequently, it is more than just a starting point for the rest of the information to be found on the site. It also informs the user of the “language” that applies to this particular site in terms of colours, environment and, above all, navigational features.

The homepage of the SPEX Website contains the following (see Figure 1 – SPEX homepage below):

- SPEX logo: Among the different possibilities available to represent the project (logo, symbol, identifier), TMR chose the simplest one: the SPEX symbol which represent the meaning of the Project, where shaking the hands still means the accordance between to parts as it is the basis of the franchising relationship. Throughout the site, the symbol contains navigational features taking the user back to the homepage by means of a simple click on the logo itself.
- In the middle of the homepage the SPEX full title is repeated in bold: ‘SPreading EXcellence in healthcare’.
- In the top right corner there are the logos of the European Union with a link to the EU website (<http://www.europa.eu.int/>) and that of the eTen Programme with a link to the eTen website ([http://europa.eu.int/information\\_society/programmes/eten/index\\_en.htm](http://europa.eu.int/information_society/programmes/eten/index_en.htm)).
- At the centre of the homepage, visitors are provided with the possibility to choose between several languages.
- At the bottom there is the Partner Area, from where the partners can access project-related items and a discussion area.
- There is also a logo specifying the fact that the website is developed following “The Web Content Accessibility Guidelines 1.0” and the “W3C Markup Validation Service”.



Figure 1 – SPEX homepage

## 3.2 The SPEX Website Section

This page is designed to provide users with more information about the project and its content. The links in this page take the user directly to the five different sections into which the information has been organised:

- Overall Description
- The Project
- Approach
- Partnership
- Deliverables

This sitemap is also visible on the left hand side of each page. This simplified sitemap gives visitors an idea of where they are within the website.

Each item has a link to the area concerning the group of services. The sections are described in some detail below.

### Overall Description

This is the main page, which appears after the visitor has chosen his or her preferred language. On the left side of the page there is the site map, on the right there is a Partners list and in the middle there is a short description of what the SPEX project is about.

### The Project

The Project section is composed of the following parts:

- The Aim: here the aim of the Project is stated.

- Objectives: here the objectives of the Project are stated.
- Expected results: here the Project's results are presented in terms of economic and clinical impact.

## Approach

**Description of the System:** this describes the 'Dissemination of information', 'Training and accreditation' and 'Operational clinical services'.

**Socio economics effects:** description of the effects of the project.

**Overall system architecture:** description of the technical platform which consists of Tele-consultation sub-system, Content management and e-Learning sub-system and Connectivity sub-system.

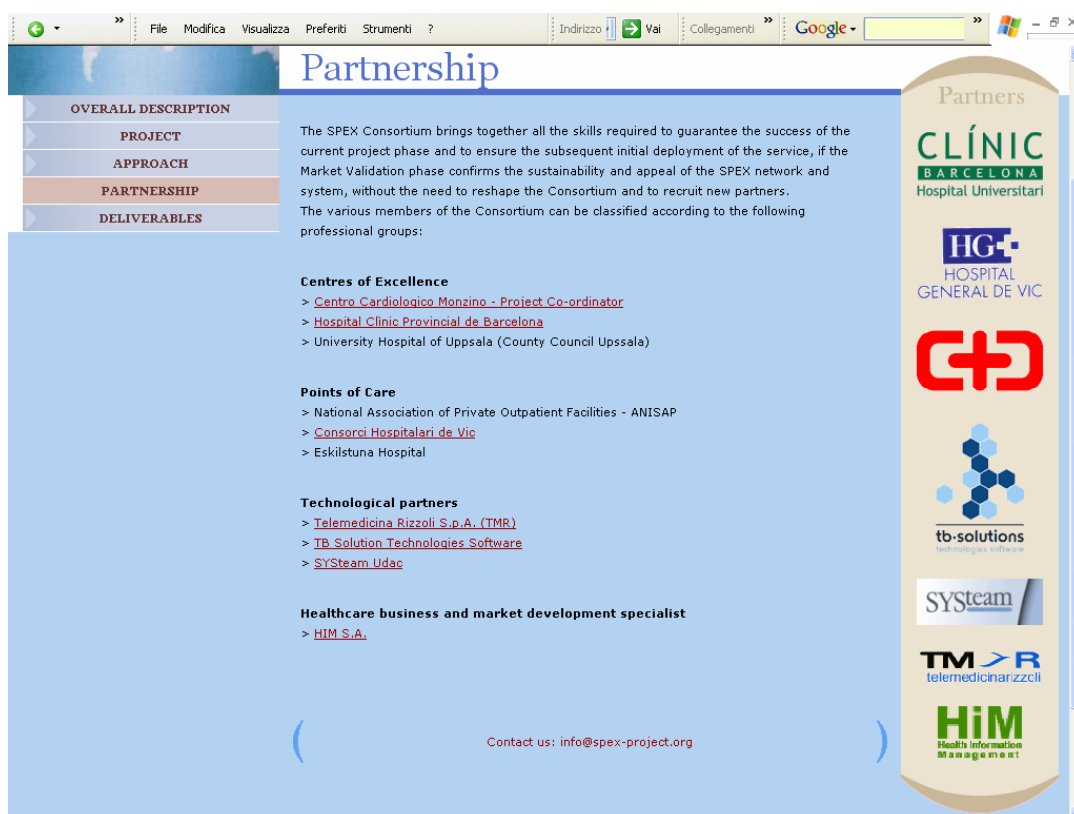


Figure 2: The Partner information page

## Partnership

This section offers short descriptions of each partner and their role in the SPEX Consortium, with links to their websites.

## Deliverables

This section presents abstracts of the most important deliverables of the project.

## Contact Information

Through this link, the user has the option to send an e-mail to an account specifically created for the purpose.

## 4. Usage, access criteria and maintenance

---

### 4.1 Usage

The usage of the website falls into two different areas:

- A (private) partner area for posting project documents.
- The Portal to the services defined in the different sites.

#### 4.1.1 Partner area for posting project documents

Upon explicit request of the project partner there is the website area devoted to management of project documents. In this area project partners can read, write, or change project deliverables in a very easy manner using a very simple interface.

- The WP/Task leaders can upload their contributions as the official deliverable.
- Authors can collect the contribution of every partner for the document and submit the draft deliverable to his/her supervisor.
- Then the Approver and the Reviewer can download the file and change the status.

When a project partner wants to upload a file, a popup window asks for some information, similar to the following table, so the file can be stored in the appropriate folder.

WP	WP1, WP2,....
TASK	Task 1.1, Task 1.2....
Deliverable N°	D8.1, D3.1.....
VERSION	1, 2, 3
DATE	Date of upload
AUTHOR	Partner / Author (TMR, HiM, John Oates...)
TYPE	Prototype, Report, Specifications, Tool, Other
DISTRIBUTION Status	Public or Confidential
DELIVERY Status	Draft, Reviewed, Approved, Resubmitted....
Note	Note
File name	Choose the file from the HD

The documents appear in different folders on the basis of the Workpackage, showing the information below.

Task	Deliv.	Document	Version	Upload Date	Author	Type	Delivery
TASK 2.2	D2.5	<i>man28settembre.pdf</i>	V. 1	29 Sep 2004 18:08	Menasci (DMe)	Prototype	Approved

Each title can be used to sort the data inserted, so as to collect the information following different criteria (Task number, Author, Upload date, Status.....)

After the registration of every project partner, the implementation will advise the partner when a new document is posted. It will be structured according to the hierarchy of approving/reviewing the documents.

#### **4.1.2 The Portal to the services defined in the different sites**

The project will shortly investigate the possibility for the different sites to use the website as a portal to the various services implemented.

### **4.2 Access criteria**

Access to the Document Management area is allowed by login and password of the user/project partners who will register themselves.

Access to the services will be implemented and regulated by every site in due course.












### **4.3 Maintenance**

On the basis of the future development of the project, the Partner Area will be continually updated and managed.

The Document Management area will be monitored and controlled by the Project Manager, the WP leader and the Quality Manager.

The Service Portal will be managed and controlled by each site.

## APPENDIX A: Project and Partners' logos

SPEX project		<a href="http://www.spex-project.org/">http://www.spex-project.org/</a>
Health Information Management SA		
Centro Cardiologico Monzino		<a href="http://www.ccfm.it">http://www.ccfm.it</a>
HCPB – Hospital Clinic Provincial de Barcelona		<a href="http://www.clinic.ub.es">http://www.clinic.ub.es</a>
Hospital General de Vic		<a href="http://www.hgv.es">http://www.hgv.es</a>
University Hospital Uppsala (UHU)		<a href="http://www.akademiska.se">http://www.akademiska.se</a>
Eskilstuna Hospital (ESH)		<a href="http://www.landstinget.sormland.se/">http://www.landstinget.sormland.se/</a>
County Council of Uppsala (CCU)		<a href="http://www.lul.se">http://www.lul.se</a>
Telemedicina Rizzoli S.p.A. (TMR)		<a href="http://www.telemedicinarizzoli.it">http://www.telemedicinarizzoli.it</a>
TB Solutions		<a href="http://www.tbsolutions.com">http://www.tbsolutions.com</a>
SYSteam Udac		<a href="http://www.system.se">http://www.system.se</a>